

# AH1/AP-2F

cylindrical inductive

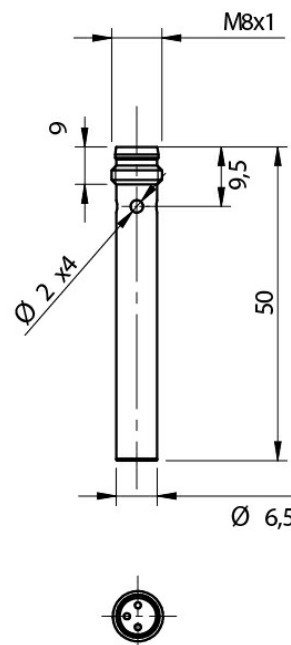


Micro Detectors

Italian Sensors Technology



Indicative image



## Detection properties

Nominal sensing distance	2,5mm
Operanting distance	0...2,02mm
Standard target	8x8mm FE360
Correction Factor	copper: 0,39 / aluminium: 0,45 / brass: 0,54 / stainless steel: 0,81
Thermal drift of Sr	< 10%
Repeat Accuracy	5% (UB 24V Ta=23°C ±5°C)
Hysteresis	1 ... 20%

## Outputs

Output type	PNP
Output Function	NO
Switching frequency	5kHz

## Electrical data

Operating Voltage	10...30Vdc
No-Load supply current	≤ 10mA
Load current	≤ 200mA
Leakage current	≤ 10µA
Output voltage drop	≤ 1,8V @200mA

Max ripple content	≤10%
LED indicators	Yellow LED output state
Time delay before availability	50ms
Short-circuit protection	Yes
Reverse Polarity Protection	Yes
Protection against inductive loads	Yes

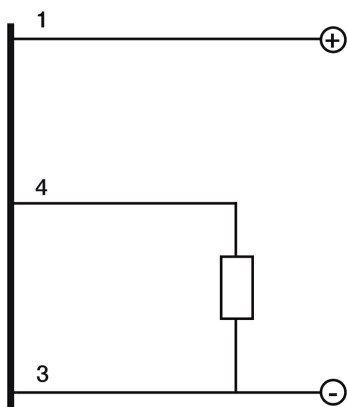
## Mechanical data

Mounting	Unshielded
Dimensions	Ø6,5 / L = 50mm
Weight	5g
Housing Material	Nickel-plated brass
Connections	M8 Plug
Active Head Material	PBT
Operating temperature	-25°C...+70°C

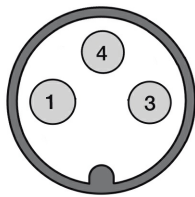
## Test/Approvals

Approvals	CE UR
EMC compatibility	IEC 60947-5-2
Shocks and vibrations	Vibration IEC 60068-2-6 / Shock IEC 60068-2-27
Degree of protection	IP67

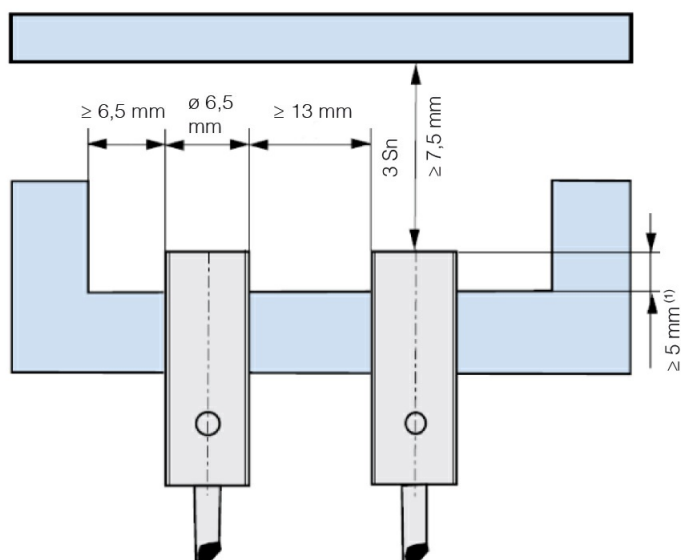
# ELECTRICAL DIAGRAMS OF THE CONNECTIONS



# CONNECTOR



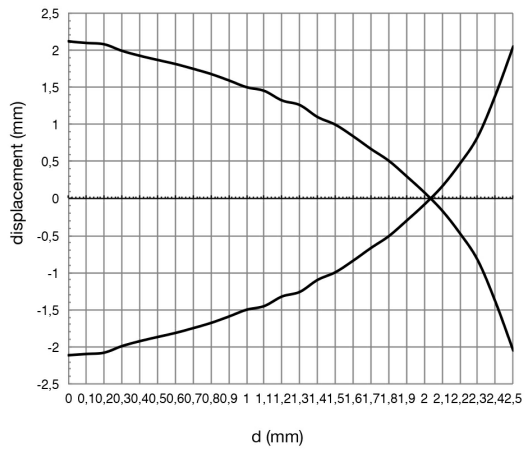
## INSTALLATION



<sup>(1)</sup> ≥ 2,6 mm for non magnetic materials

## RESPONSE CURVES

Disassamento Parallelo



**M.D. Micro Detectors S.p.A.**

Strada S. Caterina, 235

41122 Modena (MO)

Tel. 059 420411

Fax 059 253973

E-mail [info@microdetectors.com](mailto:info@microdetectors.com)

**date of printing**

13/05/2020 15:43:11