

INTRODUCTION

Thank you for choosing an HK Instruments DPG series differential pressure gauge. The DPG series is intended for use in commercial environments in HVAC/R applications. It is designed to detect air and non-corrosive gas pressures (differential and positive) and to provide a clear analog display of the measured values.

The DPG series includes field adjustable zero point calibration and overpressure protection.



WARNING

- READ THESE INSTRUCTIONS CAREFULLY BEFORE ATTEMPTING TO INSTALL, OPERATE OR SERVICE THIS DEVICE.
- Failure to observe safety information and comply with instructions can result in PERSONAL INJURY, DEATH AND/OR PROPERTY DAMAGE.
- Retain these instructions for future reference.
- This product, when installed, will be part of an engineered system whose specifications and performance characteristics are not designed or controlled by HK Instruments. Review applications and national and local codes to assure that the installation will be functional and safe. Use only experienced and knowledgeable technicians to install this device.

APPLICATIONS

DPG series devices are commonly used in HVAC/R systems for:

- fan, blower and filter monitoring
- pressure and flow monitoring
- pressure monitoring in cleanrooms

SPECIFICATIONS

Performance

Accuracy:

< ± 2 % F.S (20 °C), (DPG60 < ± 4 %; DPG100 < ± 3 %)

Overpressure:

Burst pressure: 20kPa

Technical Specifications

Media compatibility:

Dry air or non-aggressive gases

Measuring units:

Pa

Measurement ranges:

0–60 Pa
0–100 Pa
0–120 Pa
0–200 Pa
0–250 Pa
0–300 Pa
0–400 Pa
0–500 Pa
0–600 Pa
0–800 Pa
0–1 kPa
0–1,5 kPa
0–2 kPa
0–3 kPa
0–5 kPa

Environment:

Operating temperature: -5...+60 °C
Storage temperature: -40...+85 °C

Physical

Case:

ABS

Cover:

PC

Membrane:

Silicone

Machinery:

Aluminum and steel spring

Unit mounting diameter

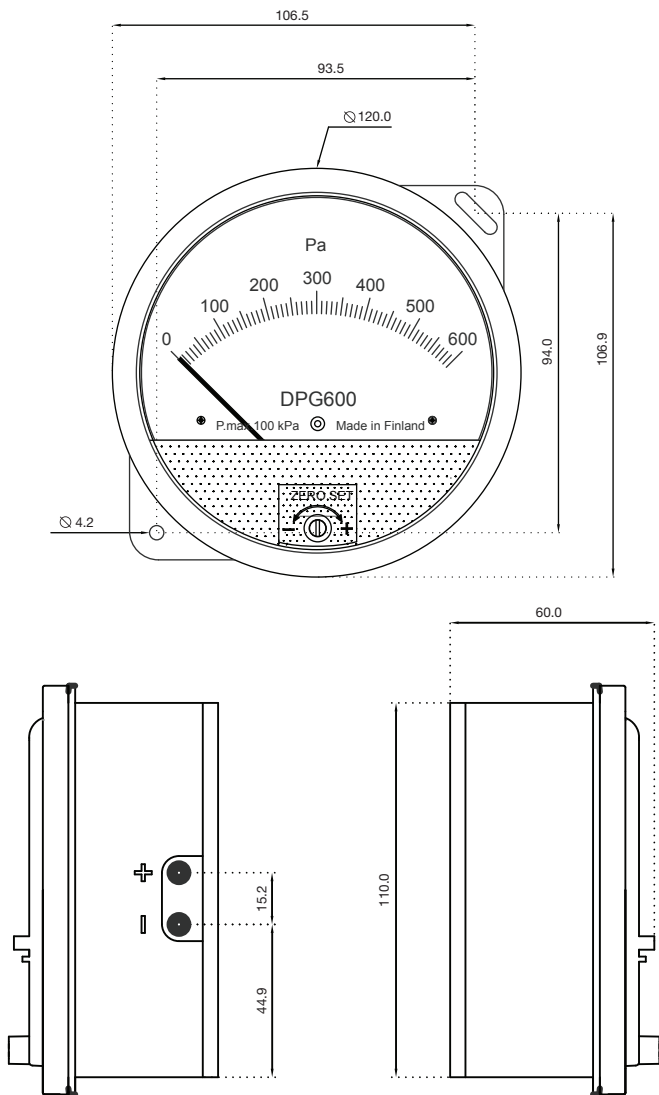
110 mm

Weight:

234 g

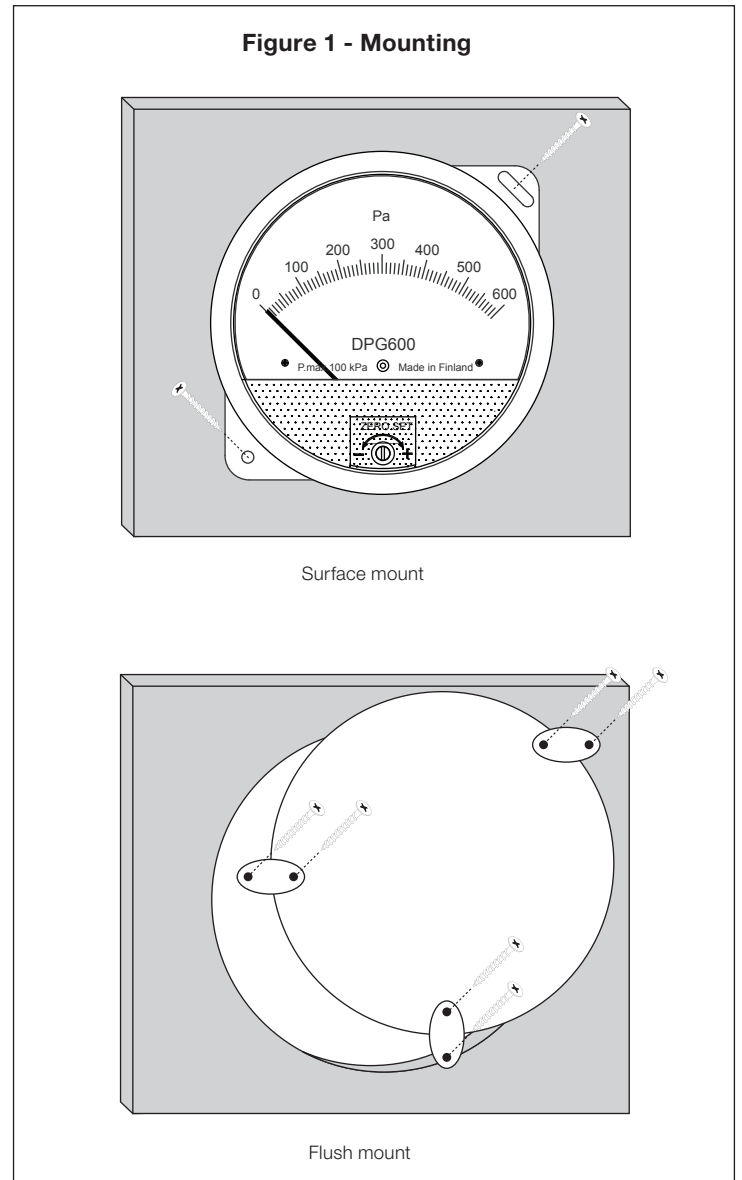


DIMENSIONAL DRAWINGS

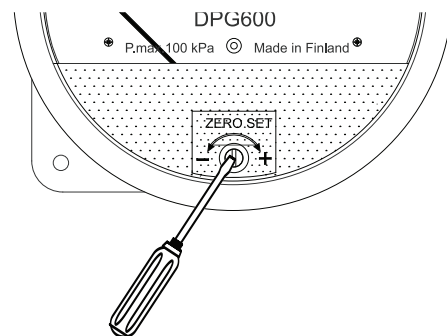


INSTALLATION

1) Mount the device in the desired location.



2) Adjust the zero point by turning the zero set screw on top of the lid.



3) Connect the pressure tubes. Connect positive pressure to port labeled "+" and negative pressure to port "-".

WARRANTY POLICY

The seller is obligated to provide a warranty of 24 months for the delivered goods regarding material and manufacturing. The warranty period is considered to start on the delivery date of the product. If a defect in raw materials or a production flaw is found, the seller is obligated, when the product is sent to the seller without delay or before expiration of the warranty, to amend the mistake at his/her discretion either by repairing the defective product or by delivering free of charge to the buyer a new flawless product and sending it to the buyer. Delivery costs for the repair under warranty will be paid by the buyer and the return costs by the seller. The warranty does not comprise damages caused by accident, lightning, flood or other natural phenomenon, normal wear and tear, improper or careless handling, abnormal use, overloading, improper storage, incorrect care or reconstruction, or changes and installation work not done by the seller or his/her authorized representative. The selection of materials for devices prone to corrosion is the buyer's responsibility, unless otherwise is legally agreed upon. Should the manufacturer alter the structure of the device, the seller is not obligated to make comparable changes to devices already purchased. Appealing for warranty requires that the buyer has correctly fulfilled his/her duties arisen from the delivery and stated in the contract. The seller will give a new warranty for goods that have been replaced or repaired within the warranty, however only to the expiration of the original product's warranty time. The warranty includes the repair of a defective part or device, or if needed, a new part or device, but not installation or exchange costs. Under no circumstance is the seller liable for damages compensation for indirect damage.